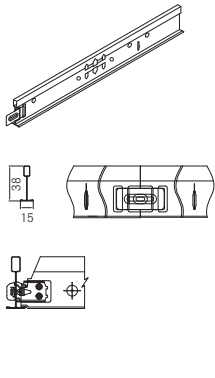
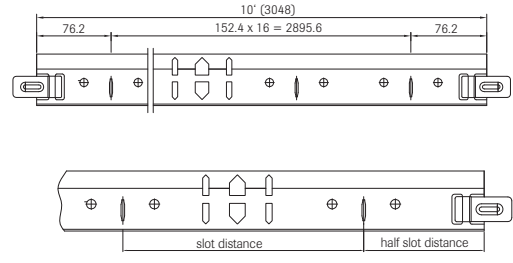
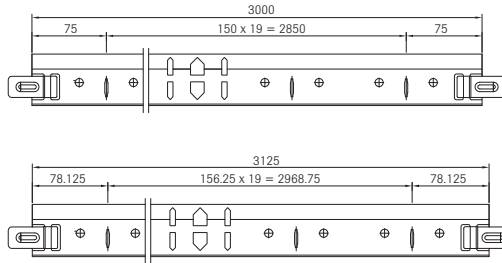


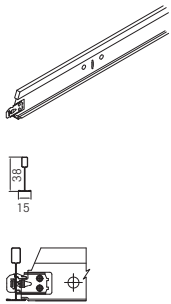
Main runner



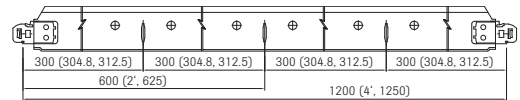
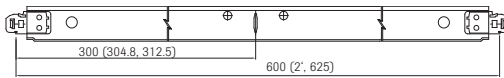
Type	Description	Thickness	Length	Width	Height	Pieces/ carton	Weight (kg)	Weight (pounds)
cliq-15-MR-3000	Main runner	0.4 mm	3000 mm	15 mm	38 mm	20	11,34	25,01
cliq-15-MR-3048	Main runner	0.4 mm	10' (3048 mm)	15 mm	38 mm	20	11,53	25,42
cliq-15-MR-3125	Main runner	0.4 mm	3125 mm	15 mm	38 mm	20	11,81	26,04



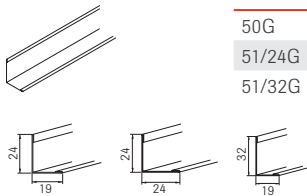
Cross tee, joggled



Type	Description	Thickness	Length	Width	Height	Pieces/ carton	Weight (kg)	Weight (pounds)
cliq-15-CT-600	Cross tee, joggled	0.4 mm	600 mm	15 mm	38 mm	60	9,72	21,43
cliq-15-CT-610	Cross tee, joggled	0.4 mm	2' (610 mm)	15 mm	38 mm	60	9,89	21,81
cliq-15-CT-625	Cross tee, joggled	0.4 mm	625 mm	15 mm	38 mm	60	10,13	22,34
cliq-15-CT-1200	Cross tee, joggled	0.4 mm	1200 mm	15 mm	38 mm	60	13,61	30,01
cliq-15-CT-1220	Cross tee, joggled	0.4 mm	4' (1220 mm)	15 mm	38 mm	60	13,84	30,52
cliq-15-CT-1250	Cross tee, joggled	0.4 mm	1250 mm	15 mm	38 mm	60	14,18	31,27
cliq-15-CT-185	Cross tee, joggled	0.4 mm	185 mm	15 mm	38 mm	60	2,04	4,50
cliq-15-CT-300	Cross tee, joggled	0.4 mm	300 mm	15 mm	38 mm	60	4,86	10,72
cliq-15-CT-312,5	Cross tee, joggled	0.4 mm	312,5 mm	15 mm	38 mm	60	5,06	11,16
cliq-15-CT-400	Cross tee, joggled	0.4 mm	400 mm	15 mm	38 mm	60	6,48	14,29

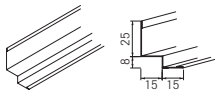


L-moulding



Type	Description	Thickness	Length	Dimensions	Pieces/ carton	Weight (kg)	Weight (pounds)
50G	L-moulding	0.5 mm	10' (3050 mm)	24/19 mm	40	21,22	46,79
51/24G	L-moulding	0.5 mm	3000 mm	24/24 mm	30	19,50	43,00
51/32G	L-moulding	0.5 mm	3000 mm	32/19 mm	30	19,50	43,00

Shadow moulding



Type	Description	Thickness	Length	Dimensions	Pieces/ carton	Weight (kg)	Weight (pounds)
50/15G	Shadow-moulding	0.5 mm	10' (3050 mm)	25/15/8/15 mm	35	24,45	53,91

Possible standard colours:

T-grid - white, black or white aluminium (similar RAL 9006)

L-moulding - white, black or white aluminium (similar RAL 9006)

Shadow-moulding - white