



THE INTERNATIONAL EPD® SYSTEM

ENVIRONMENTAL PRODUCT DECLARATION

In accordance with EN 15804 and ISO 14025

Rigips plasters

Date of issue: 2019-01-31

Validity: 5 years

Valid until: 2024-01-31

Scope of the EPD®: Romania



The **environmental impacts** of this product have been assessed over its **whole life cycle**. Its Environmental Product Declaration has been verified by an **independent third party**.

Registration number
The International EPD® System:
S-P-01370



General information

Manufacturer: Saint-Gobain Construction Products Romania, Rigips Business Unit, Turda Plasters Plant

Programme used: International EPD System <http://www.environdec.com/>

EPD registration number/declaration number: S-P-01370

PCR identification: EN 15804 Sustainability of construction works – Environmental product declaration - core rules for the product category of construction product and The International EPD® System PCR 2012:01 version 2.3 for Construction products and Construction services with reference to sub PCR-A-Mortars applied to a surface (construction product) version 2018

Site of manufacture: Turda Plasters Plant / Saint-Gobain Construction Products Romania, Rigips Business Unit

Owner of the declaration: Saint-Gobain Construction Products Romania Rigips Business Unit

Product / product family name and manufacturer represented: Gypsum Plasters covering 4 products (Rimano UNI, Rimano TEN, Rimano Bianco, Rigips Super)

UN CPC code: 37410 Plaster

Declaration issued: 2018-01-21

Valid until: 2024-01-21

Demonstration of verification: an independent verification of the declaration was made, according to ISO 14025:2010. This verification was external and conducted by the following third party: Andrew NORTON, Renuables, based on the PCR mentioned above.

EPD Prepared by: Central TEAM, Saint-Gobain Gypsum. **Contact:** Alina Cismas from Saint-Gobain Construction Products Romania Rigips Business Unit (Alina.Cismas@saint-gobain.com) and Patricia Jimenez Diaz from LCA central team (Patricia.JimenezDiaz@saint-gobain.com)

Gypsum plasters addressed in this EPD are manufactured by Saint-Gobain Construction Products Romania, Rigips Business Unit at Turda Plasters Plant according to Harmonized European Standards:

- EN 13279-1:2008 – Gypsum binders and gypsum plasters. Part.1: Definitions and requirements
- EN 13963:2005 - Jointing materials for gypsum plasterboards — Definitions, requirements and test methods

Harmonized European standards address all of the Essential Requirements of the European Construction Products Regulation No. 305/2011.

Declaration of Hazardous substances: (Candidate list of Substances of Very High Concern): none

Certifications held at plant:

Environmental Management System in place at site: ISO 14001:2015 certificate N°: 10114382

Energy Management System in place at site: ISO 50001/2001 – certificate N° 00009790

Quality Management System in place at site: ISO 9001:2015 - certificate N°: 10114364

Occupational Health and Safety Management System in place at site: OHSAS 18001:2007 – certificate N° 0040391

The EPD is based on 2017 production data for the Turda site producing Gypsum plasters: Rimano UNI, Rimano TEN, Rimano Bianco and Rigips Super. This EPD covers information modules A1 to C4 (cradle to gate with options) as defined in EN 15804:2012 + A1:2013.

The declared unit is 1 kg of Rigips plaster delivered in powder.

Geographical scope of the EPD®: Romania

EPDs of construction products may not be comparable if they do not comply with EN 15804.

CEN standard EN 15804 serves as the core PCR ^a	
PCR:	PCR 2012:01 Construction products and Construction services, Version 2.3
PCR review was conducted by:	The Technical Committee of the International EPD® System. Chair: Massimo Marino. Contact via info@environdec.com
Independent verification of the declaration, according to EN ISO 14025:2010 Internal <input type="checkbox"/> External <input checked="" type="checkbox"/>	
Third party verifier:	Andrew Norton , Renuables http://renuables.co.uk
Accredited or approved by	The International EPD System

Product description

Product description and use:

This Environmental Product Declaration (EPD®) covers four products, Rimano UNI, Rimano TEN, Rimano Bianco and Rigips Super for indoor use.

RIMANO UNI complies with EN 13279-1:2008 standard, type B4/50/2.

RIMANO TEN complies with EN 13279-1:2008 standard, type C4/20.

RIMANO BIANCO complies with EN 13279-1:2008 standard, type B1/20/2.

RIGIPS SUPER complies with EN 13963:2005, type 3B.

Rigips® and Rimano® plasters are made up of hemihydrate calcium sulphate (80-97%) and additives & aggregates (which provide the product specific characteristic of performance) as described in the below table..

	Rimano TEN	Rimano UNI	Rimano Bianco	Rigips Super
Natural gypsum	97%	80%	87%	88%
Additives & aggregates	3%	20%	13%	12%

The packaging used is a polyethylene bag that contains 25 kg bagged Rimano UNI, 25 kg bagged Rimano TEN, 20 kg bagged Rimano Bianco, 5kg and 25 kg bagged Rigips Super.

The EPD describes the environmental impacts of 1 kg of Rigips plaster, delivered in powder for indoor wall applications, it represents the worst case scenario among the four plaster products.

Description of the main components and/or materials for 1kg of reference product for the calculation of the EPD®:

PARAMETER	VALUE (expressed per declared unit)
Quantity of plaster	1 Kg
Packaging for the transportation and distribution	Polyethylene bag: 3.79 g/kg Wooden pallet: 25 g/kg Stretch hood: 0.53 g/kg Ink: 0.00081 g/kg Adhesive: 0.008 g/kg Label: 0.00142 g/kg Cardboard: 0.3 g/kg
Product used for the Installation	Water: 0.8 l/kg Energy consumption: 0.021 MJ/kg

During the life cycle of the product no hazardous substance listed in the “Candidate List of Substances of Very High Concern (SVHC) for authorization” has been used in a percentage higher than 0,1% of the weight of the product.

The verifier and the program operator do not make any claim nor have any responsibility of the legality of the product.

LCA calculation information

EPD TYPE DECLARED	Cradle to gate with options
DECLARED UNIT	1 kg of Rigips plaster delivered in powder
SYSTEM BOUNDARIES	Cradle to Gate with options: stages A1 – A3, A4 – A5, B1 – B7, C1 – C4
REFERENCE SERVICE LIFE (RSL)	50 years By default, it corresponds to Standards building design life and value is included in Appendix III of Saint-Gobain Environmental Product Declaration Methodological Guide for Construction Products.
CUT-OFF RULES	Life Cycle Inventory data for a minimum of 99% of total inflows to the upstream and core module shall be included
ALLOCATIONS	Production data. Recycling, energy and waste data have been calculated on a mass basis.
GEOGRAPHICAL COVERAGE AND TIME PERIOD	Scope includes: Romania Data included is collected from one production site in Turda Plasters Plant, Saint-Gobain Construction Products Romania, Rigips Business Unit Data collected for the year 2017. Full life cycle study. Background data: Ecoinvent (from 2015 to 2016) and GaBi (from 2013 to 2016)
PRODUCT CPC CODE	37410 Plaster

According to EN 15804, EPDs of construction products may not be comparable if they do not comply with this standard.
According to ISO 21930, EPDs might not be comparable if they are from different programmes.

Life cycle stages

Flow diagram of the Life Cycle



Product stage, A1-A3

Description of the stage: the product stage of plaster products is subdivided into 3 modules A1, A2 and A3 respectively "Raw material supply", "transport to manufacturer" and "manufacturing".

A1, raw material supply.

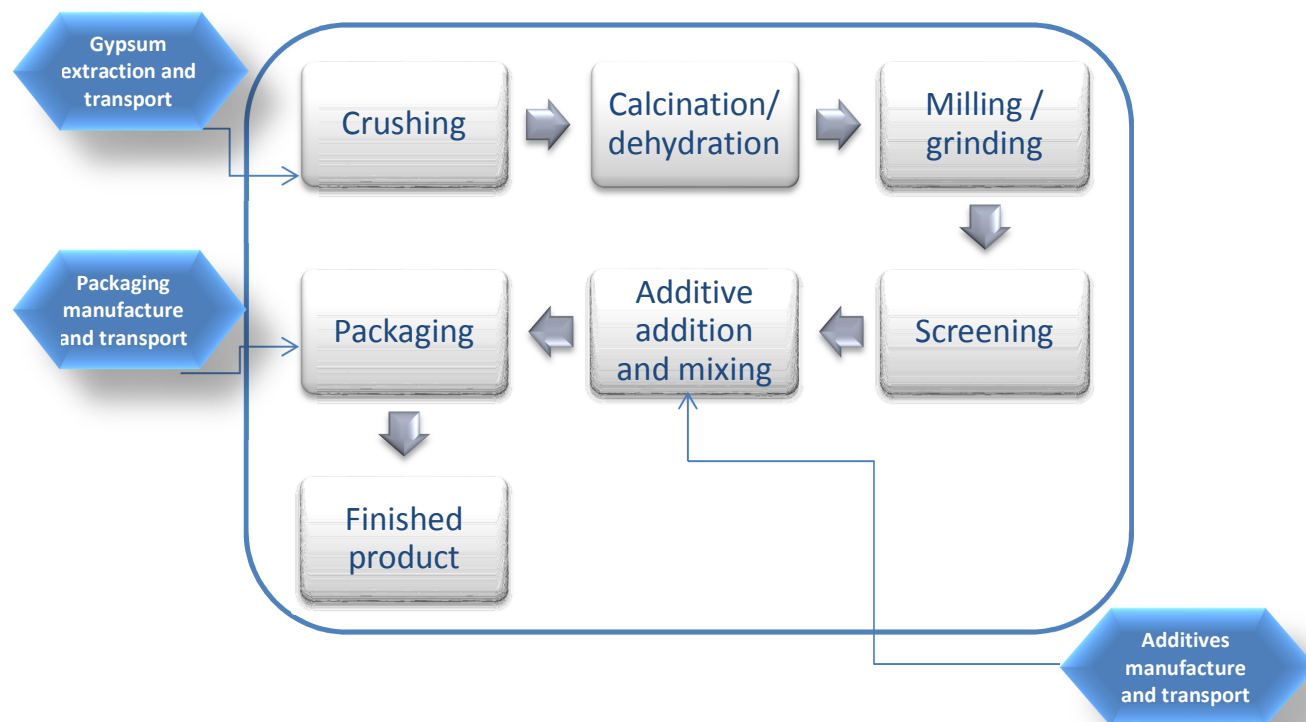
This includes the extraction and processing of all raw materials and energy which occur upstream from the manufacturing process.

A2, transport to the manufacturer.

The raw materials are transported to the manufacturing site. The modelling includes road, boat and/or train transportations of each raw material.

A3, manufacturing.

This module includes the manufacture of products and the manufacture of packaging. The production of packaging material is taken into account at this stage. The processing of any waste arising from this stage is also included.



Manufacturing in detail:

Gypsum rock is open pit quarried by drilling and blasting, then transported to a crushing plant where it is crushed, screened and stockpiled according to its quality. The stockpiled ore transported by trucks to manufacturing factory is first crushed to reduce rocks size and further dehydrated in calcining kilns to produce hemihydrate (stucco). Stucco is further ground to obtain a specific surface area and then screened to remove any particles that are too large. In the manufacture of plasters, stucco is batch mixed with additives and aggregates to produce finished product. The thoroughly mixed plaster is fed to a bagging operation. Gypsum waste is reintegrated back into the manufacturing process wherever possible.

Construction process stage, A4-A5

Description of the stage: the construction process is divided into 2 modules: A4, transport to the building site and A5, installation in the building

A4, transport to the building site.

This module includes transport from the production gate to the building site. Transport is calculated on the basis of a scenario with the parameters described in the following table.

PARAMETER	VALUE (expressed per declared unit)
Fuel type and consumption of vehicle or vehicle type used for transport e.g. long distance truck, boat, etc.	Long distance truck, maximum load weight of 24 t and consumption of 0.35 liters per km
Distance	380 km
Capacity utilisation (including empty returns)	42.5 %
Bulk density of transported products	570 – 640 kg/m ³
Volume capacity utilisation factor	1

A5, installation into the building.

The accompanying table quantifies the parameters for installing the product at the building site. All installation materials and their waste processing are included.

PARAMETER	VALUE (expressed per declared unit)
Ancillary materials for installation (specified by materials)	None
Water use	0.8 liters/kg
Other resource use	None
Quantitative description of energy type (regional mix) and consumption during the installation process	0.021 MJ/kg
Wastage of materials on the building site before waste processing, generated by the product's installation (specified by type)	Plaster with water: 5%
Output materials (specified by type) as results of waste processing at the building site e.g. of collection for recycling, for energy recovering, disposal (specified by route)	Plaster: 5% to landfill Polyethylene bag: 3.79 g/kg to landfill Wooden pallet: 25 g/kg to recovery Stretch hood: 0.53 g/kg to landfill Ink: 0.00081 g/kg to landfill Adhesive: 0.008 g/kg to landfill Label: 0.00142 g/kg to landfill Cardboard: 0.3 g/kg to landfill
Direct emissions to ambient air, soil and water	Water emission to air (0.624 l/kg)

Use stage (excluding potential savings), B1-B7

Description of the stage:

The use stage, related to the building fabric includes:

- B1**, use or application of the installed product;
- B2**, maintenance;
- B3**, repair;
- B4**, replacement;
- B5**, refurbishment;
- B6**, operational energy use
- B7**, operational water use

Description of scenarios and additional technical information:

The product has a reference service life of 50 years. This assumes that the product will last in situ with no requirements for maintenance, repair, replacement or refurbishment throughout this period. Therefore, it has no impact at this stage.

Maintenance:

PARAMETER	VALUE (expressed per declared unit)
Maintenance process	None required during product lifetime
Maintenance cycle	None required during product lifetime
Ancillary materials for maintenance (e.g. cleaning agent, specify materials)	None required during product lifetime
Wastage material during maintenance (specify materials)	None required during product lifetime
Net fresh water consumption during maintenance	None required during product lifetime
Energy input during maintenance (e.g. vacuum cleaning), energy carrier type, (e.g. electricity) and amount, if applicable and relevant	None required during product lifetime

Repair:

PARAMETER	VALUE (expressed per declared unit)
Repair process	None required during product lifetime
Inspection process	None required during product lifetime
Repair cycle	None required during product lifetime
Ancillary materials (e.g. lubricant, specify materials)	None required during product lifetime
Wastage material during repair (specify materials)	None required during product lifetime
Net fresh water consumption during repair	None required during product lifetime
Energy input during repair (e.g. crane activity), energy carrier type, (e.g. electricity) and amount if applicable and relevant	None required during product lifetime

Replacement:

PARAMETER	VALUE (expressed per declared unit)
Replacement cycle	None required during product lifetime
Energy input during replacement (e.g. crane activity), energy carrier type, (e.g. electricity) and amount if applicable and relevant	None required during product lifetime
Exchange of worn parts during the product's life cycle (e.g. zinc galvanized steel sheet), specify materials	None required during product lifetime

Refurbishment:

PARAMETER	VALUE (expressed per declared unit)
Refurbishment process	None required during product lifetime
Refurbishment cycle	None required during product lifetime
Material input for refurbishment (e.g. bricks), including ancillary materials for the refurbishment process (e.g. lubricant, specify materials)	None required during product lifetime
Wastage material during refurbishment (specify materials)	None required during product lifetime
Energy input during refurbishment (e.g. crane activity), energy carrier type, (e.g. electricity) and amount	None required during product lifetime
Further assumptions for scenario development (e.g. frequency and time period of use, number of occupants)	None required during product lifetime

Use of energy and water:

PARAMETER	VALUE (expressed per declared unit)
Ancillary materials specified by material	None required during product lifetime
Net fresh water consumption	None required during product lifetime
Type of energy carrier (e.g. electricity, natural gas, district heating)	None required during product lifetime
Power output of equipment	None required during product lifetime
Characteristic performance (e.g. energy efficiency, emissions, variation of performance with capacity utilisation etc.)	None required during product lifetime
Further assumptions for scenario development (e.g. frequency and time period of use, number of occupants)	None required during product lifetime

End-of-life stage C1-C4

Description of the stage: This stage includes the next modules:

C1, de-construction, demolition;

C2, transport to waste processing;

C3, waste processing for reuse, recovery and/or recycling;

C4, disposal, including provision and all transport, provision of all materials, products and related energy and water use.

Description of the scenarios and additional technical information for the end-of-life:

PARAMETER	VALUE (expressed per declared unit)
Collection process specified by type	1.18 kg collected with mixed construction waste
Recovery system specified by type	0% of waste
Disposal specified by type	100% (1.18 kg) of plaster to municipal landfill
Assumptions for scenario development (e.g. transportation)	On average, plaster waste is transported 50 km by truck from construction/demolition sites to treatment plant (landfill).

Reuse/recovery/recycling potential, D

Description of the stage: module D has not been taken into account.

LCA result






Description of the system boundary (X = Included in LCA, MNA = Module Not Assessed)








CML 2001 has been used as the impact model. Specific data has been supplied by the plant, and generic data come from GABI and Ecoinvent databases.


All emissions to air, water, and soil, and all materials and energy used have been included.


All figures refer to a declared unit of 1 kg of Rigips plaster delivered in powder.

PRODUCT STAGE			CONSTRUCTION STAGE		USE STAGE							END OF LIFE STAGE				BENEFITS AND LOADS BEYOND THE SYSTEM BOUNDARY
Raw material supply	Transport	Manufacturing	Transport	Construction-Installation process	Use	Maintenance	Repair	Replacement	Refurbishment	Operational energy use	Operational water use	De-construction demolition	Transport	Waste processing	Disposal	Reuse-recovery
A1	A2	A3	A4	A5	B1	B2	B3	B4	B5	B6	B7	C1	C2	C3	C4	D
X	X	X	X	X	X	X	X	X	X	X	X	X	X	X	X	MNA





ENVIRONMENTAL IMPACTS															
Parameters	Product stage	Construction process stage		Use stage							End-of-life stage				D Reuse, recovery, recycling
	A1 / A2 / A3	A4 Transport	A5 Installation	B1 Use	B2 Maintenance	B3 Repair	B4 Replacement	B5 Refurbishment	B6 Operational energy use	B7 Operational water use	C1 Deconstruction / demolition	C2 Transport	C3 Waste processing	C4 Disposal	
 Global Warming Potential (GWP 100) - <i>kg CO₂ equiv/FU</i>	1,6E-01	3,4E-02	1,5E-02	0	0	0	0	0	0	0	5,2E-03	2,8E-03	0	1,9E-02	MNA
The global warming potential of a gas refers to the total contribution to global warming resulting from the emission of one unit of that gas relative to one unit of the reference gas, carbon dioxide, which is assigned a value of 1.															
 Ozone Depletion (ODP) <i>kg CFC 11 equiv/FU</i>	4,5E-09	4,0E-15	2,3E-10	0	0	0	0	0	0	0	1,4E-15	2,2E-15	0	1,8E-14	MNA
Destruction of the stratospheric ozone layer which shields the earth from ultraviolet radiation harmful to life. This destruction of ozone is caused by the breakdown of certain chlorine and/or bromine containing compounds (chlorofluorocarbons or halons), which break down when they reach the stratosphere and then catalytically destroy ozone molecules.															
 Acidification potential (AP) <i>kg SO₂ equiv/FU</i>	5,2E-04	3,1E-04	8,2E-05	0	0	0	0	0	0	0	1,8E-05	1,2E-05	0	1,1E-04	MNA
Acid depositions have negative impacts on natural ecosystems and the man-made environment incl. buildings. The main sources for emissions of acidifying substances are agriculture and fossil fuel combustion used for electricity production, heating and transport.															
 Eutrophication potential (EP) <i>kg (PO₄)³⁻ equiv/FU</i>	4,2E-04	4,7E-05	2,7E-05	0	0	0	0	0	0	0	1,1E-06	2,9E-06	0	1,5E-05	MNA
Excessive enrichment of waters and continental surfaces with nutrients, and the associated adverse biological effects.															
 Photochemical ozone creation (POPC) <i>kg Ethylene equiv/FU</i>	1,3E-05	1,5E-05	5,5E-06	0	0	0	0	0	0	0	1,2E-06	4,7E-07	0	9,3E-06	MNA
Chemical reactions brought about by the light energy of the sun. The reaction of nitrogen oxides with hydrocarbons in the presence of sunlight to form ozone is an example of a photochemical reaction.															
 Abiotic depletion potential for non-fossil resources (ADP-elements) - <i>kg Sb equiv/FU</i>	2,6E-07	5,2E-10	1,4E-08	0	0	0	0	0	0	0	1,4E-10	2,5E-10	0	6,6E-09	MNA
 Abiotic depletion potential for fossil resources (ADP-fossil fuels) - <i>MJ/FU</i>	2,7E+00	4,6E-01	2,2E-01	0	0	0	0	0	0	0	6,5E-02	3,8E-02	0	2,5E-01	MNA
Consumption of non-renewable resources, thereby lowering their availability for future generations.															

RESOURCE USE															
Parameters	Product stage	Construction process stage		Use stage							End-of-life stage				D Reuse, recovery, recycling
	A1 / A2 / A3	A4 Transport	A5 Installation	B1 Use	B2 Maintenance	B3 Repair	B4 Replacement	B5 Refurbishment	B6 Operational energy use	B7 Operational water use	C1 Deconstruction / demolition	C2 Transport	C3 Waste processing	C4 Disposal	
 Use of renewable primary energy excluding renewable primary energy resources used as raw materials <i>MJ/FU</i>	8,14E-01	9,5E-03	5,7E-02	0	0	0	0	0	0	0	2,0E-04	2,0E-03	0	3,0E-02	MNA
 Use of renewable primary energy used as raw materials <i>MJ/FU</i>	9,32E-02	0	4,4E-03	0	0	0	0	0	0	0	0	0	0	0	MNA
Total use of renewable primary energy resources (primary energy and primary energy resources used as raw materials) <i>MJ/FU</i>	9,07E-01	9,5E-03	6,2E-02	0	0	0	0	0	0	0	2,0E-04	2,0E-03	0	3,0E-02	MNA
 Use of non-renewable primary energy excluding non-renewable primary energy resources used as raw materials - <i>MJ/FU</i>	2,92E+00	4,7E-01	2,5E-01	0	0	0	0	0	0	0	6,5E-02	3,8E-02	0	2,5E-01	MNA
 Use of non-renewable primary energy used as raw materials <i>MJ/FU</i>	5,75E-01	0	2,7E-02	0	0	0	0	0	0	0	0	0	0	0	MNA
Total use of non-renewable primary energy resources (primary energy and primary energy resources used as raw materials) - <i>MJ/FU</i>	3,49E+00	4,7E-01	2,8E-01	0	0	0	0	0	0	0	6,5E-02	3,8E-02	0	2,5E-01	MNA
 Use of secondary material <i>kg/FU</i>	0,00E+00	0	0	0	0	0	0	0	0	0	0	0	0	0	MNA
 Use of renewable secondary fuels- <i>MJ/FU</i>	0	0	0	0	0	0	0	0	0	0	0	0	0	0	MNA
 Use of non-renewable secondary fuels - <i>MJ/FU</i>	0	0	0	0	0	0	0	0	0	0	0	0	0	0	MNA

 Use of net fresh water - m^3/FU	1,07E-03	3,6E-06	9,1E-04	0	0	0	0	0	0	0	4,2E-07	3,6E-06	0	4,8E-05	MNA
--	----------	---------	---------	---	---	---	---	---	---	---	---------	---------	---	---------	-----

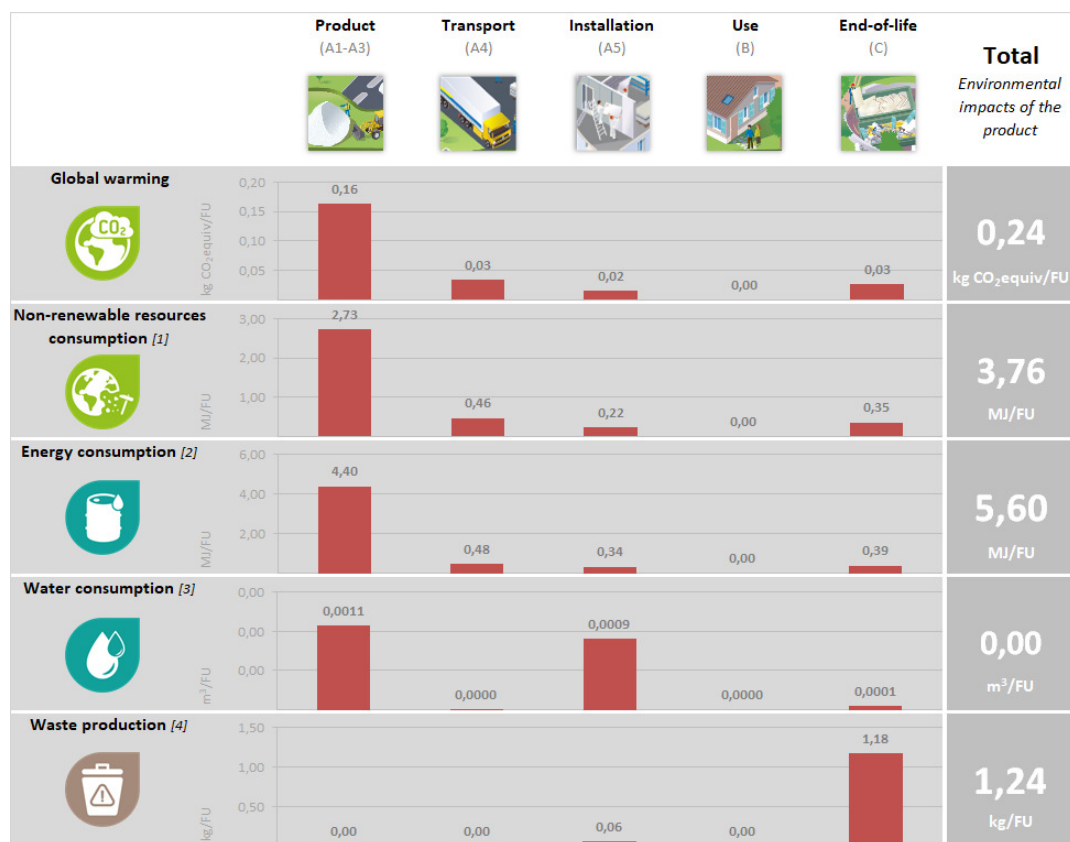
WASTE CATEGORIES															
Parameters	Product stage	Construction process stage		Use stage							End-of-life stage				D Reuse, recovery, recycling
	A1 / A2 / A3	A4 Transport	A5 Installation	B1 Use	B2 Maintenance	B3 Repair	B4 Replacement	B5 Refurbishment	B6 Operational energy use	B7 Operational water use	C1 Deconstruction / demolition	C2 Transport	C3 Waste processing	C4 Disposal	
 Hazardous waste disposed kg/FU	2,1E-09	1,6E-09	5,4E-10	0	0	0	0	0	0	0	7,8E-12	2,0E-09	0	4,0E-09	MNA
 Non-hazardous (excluding inert) waste disposed kg/FU	2,1E-03	4,7E-06	5,9E-02	0	0	0	0	0	0	0	9,5E-06	3,0E-06	0	1,2E+00	MNA
 Radioactive waste disposed kg/FU	4,6E-05	5,1E-07	8,3E-06	0	0	0	0	0	0	0	8,2E-08	7,9E-08	0	3,4E-06	MNA

OUTPUT FLOWS

Parameters	Product stage	Construction process stage		Use stage							End-of-life stage				D Reuse, recovery, recycling
	A1 / A2 / A3	A4 Transport	A5 Installation	B1 Use	B2 Maintenance	B3 Repair	B4 Replacement	B5 Refurbishment	B6 Operational energy use	B7 Operational water use	C1 Deconstruction / demolition	C2 Transport	C3 Waste processing	C4 Disposal	
 Components for re-use <i>kg/FU</i>	0	0	0	0	0	0	0	0	0	0	0	0	0	0	MNA
 Materials for recycling <i>kg/FU</i>	5,7E-04	0	3,1E-02	0	0	0	0	0	0	0	0	0	0	0	MNA
 Materials for energy recovery <i>kg/FU</i>	0	0	0	0	0	0	0	0	0	0	0	0	0	0	MNA
 Exported energy, detailed by energy carrier <i>MJ/FU</i>	0	0	0	0	0	0	0	0	0	0	0	0	0	0	MNA

LCA results interpretation

The following figure refers to a declared unit of 1 kg of Rigips plaster delivered in powder.



[1] This indicator corresponds to the abiotic depletion potential of fossil resources.

[2] This indicator corresponds to the total use of primary energy.

[3] This indicator corresponds to the use of net fresh water.

[4] This indicator corresponds to the sum of hazardous, non-hazardous and radioactive waste disposed.

Global Warming Potential (Climate Change) (GWP)

When analyzing the above figure for GWP, it can clearly be seen that the majority of contribution to this environmental impact is from the production modules (A1 – A3). This is primarily because the sources of greenhouse gas emissions are predominant in this part of the life cycle. CO₂ is generated upstream from the production of electricity and is also released on site by the combustion of natural gas. We can see that other sections of the life cycle also contribute to the GWP; however, the production modules contribute to over 80% of the contribution. The installation phase will generate the second highest percentage of greenhouse gas emissions, followed by end-of-life and distribution phase.

Non-renewable resources consumptions

We can see that the consumption of non – renewable resources is once more found to have the highest value in the production modules. This is because a large quantity of natural gas is consumed within the factory, and non – renewable fuels are used to generate the large amount of electricity we use. The contribution to this impact from the other modules is very small and primarily due to the non – renewable resources consumed during transportation.

Energy Consumptions

As we can see, modules A1 – A3 have the highest contribution to total energy consumption. Energy in the form of electricity and natural gas is consumed in a vast quantity during the manufacture of plaster so we would expect the production modules to contribute the most to this impact category.

Water Consumption

As we don't use water in any of the other modules (A4, B1 – B7, C1 – C4), we can see that there is no contribution to water consumption. The highest contributor is the installation phase due to the fact that the plaster powder need water to be applied. For the production phase, water refers to upstream (water used in the raw material extraction and manufacture and for energy production) is the second contribution.

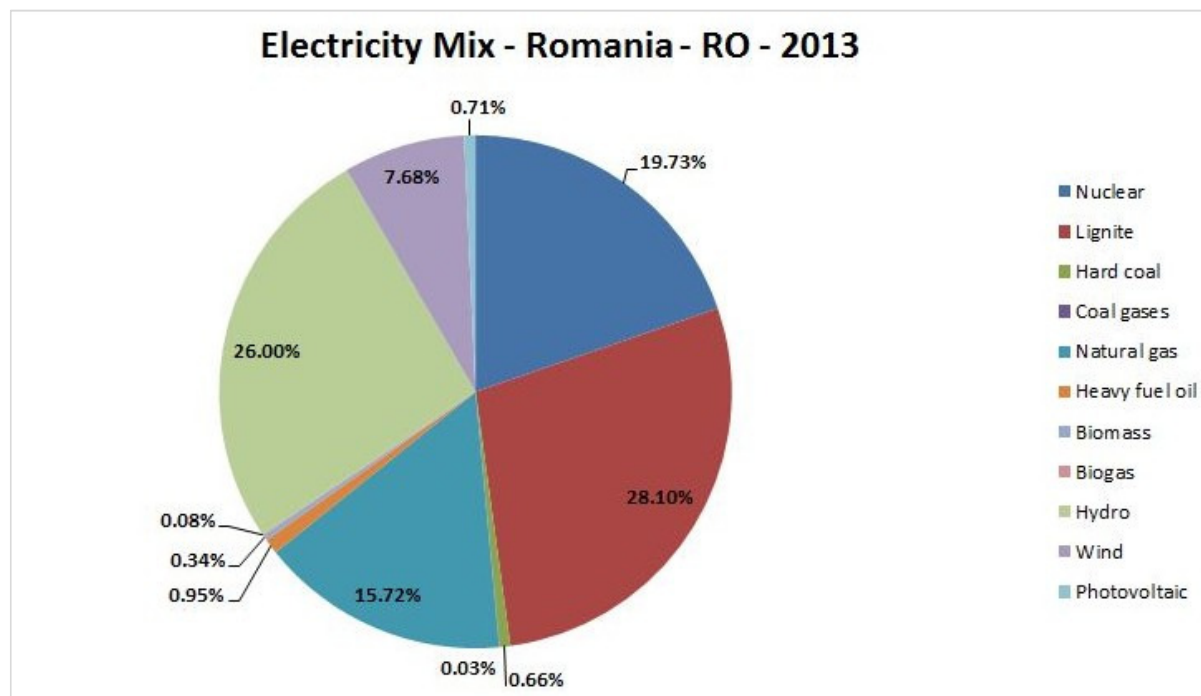
Waste Production

Waste production does not follow the same trend as the above environmental impacts. The largest contributor is the end of life module. This is because the entire product is assumed here to be sent to landfill once it reaches the end of life state. However, there is a still a small impact associated with the installation module since we do generate a loss rate of product during implementation.

Additional information

Electricity description

TYPE OF INFORMATION	DESCRIPTION
Location	Representative of average production in Romania (2013)
Geographical representativeness description	Split of energy sources in Romania - Nuclear: 19.73% - Lignite: 28.10% - Hard coal: 0.66% - Coal gases: 0.03% - Natural gas: 15.72% - Heavy fuel oil: 0.95% - Biomass: 0.34% - Biogas: 0.08% - Hydro: 26.00% - Wind: 7.68% - Photovoltaic: 0.71%
Reference year	2013
Type of data set	Cradle to gate
Source	Gabi database.



References

1. EPD International (2017) General Programme Instructions for the International EPD® System. Version 3.0, dated 2017-12-11. www.environdec.com.
2. The International EPD System PCR 2012:01 Construction products and Construction services, Version 2.3
3. EN 15804:2012 + A1:2013 Sustainability of construction works – Environmental product declarations – Core rules for the product category of construction products
4. ISO 21930:2007 Sustainability in building construction – Environmental declaration of building products
5. ISO 14025:2006 Environmental labels and declarations – Type III environmental declarations – Principles and procedures
6. ISO 14040:2006 Environmental management. Life cycle assessment. Principles and framework
7. ISO 14044:2006 Environmental management. Life cycle assessment. Requirements and guidelines
8. Saint-Gobain Environmental Product Declaration Methodological Guide for Construction Products, Version 3.0.1 (2013)
9. European Chemical Agency, Candidate List of substances of very high concern for Authorisation. http://echa.europa.eu/chem_data/authorisation_process/candidate_list_table_en.asp
10. Guinée J B, Gorrae M, Heijungs R, Huppes G, Kleijn R, de Koning A, van Oers L, Sleeswijk A W, Suh S, Udo de Haes H A, de Bruijn H, van Duin R, Huijbregts M A J, Lindeijer E, Roorda A A H, van der Ven B L, Weidema B P; 2001; Life cycle assessment - an operational guide to the ISO standards; CML Leiden University
11. GaBi LCI databases, 2014: GaBi Product Sustainability Software: www.gabi-software.com